

ManuClean

MANUAL CLEANING OF ALL
PRESS PARTS AND INK TYPES



Choosing the right cleaning solutions is an important key to a more sustainable business.

What do you need to ManuClean?

Which liquid to choose very much depends on the ink you use and the press parts you need to clean. Some liquids are good for cleaning aniloxes, but too aggressive for cleaning plates. Other liquids are good for cleaning plates, but might not be strong enough for cleaning parts.

Use this guide to find out which solution is the right one for your needs.

Among our wide portfolio of cleaning liquids you will find solutions suitable for cleaning all types of press parts and inks in both Flexo Wash and non-Flexo Wash cleaning systems.

We are always ready to guide you if you have any questions.

CONTENTS

Anilox cleaning	5
Plate & sleeve cleaning	7
Parts cleaning	9
Cylinder cleaning	11
Press room cleaning	12
Tools for manual cleaning	13
Instruction videos	15



Anilox cleaning

Quick Treat & Busters

Having clean aniloxes is vital in our industry. Manual cleaning with liquids can never replace deep cleaning in an automatic machine, but it is the perfect choice for on-press cleaning and/or fast cleaning.

	Water-based inks	UV-based inks	Solvent-based inks	Alu-safe	Mix in water	VOC	Shipment	Quantity
Quick Treat	✓	✓	✓	✓	1:0	38,9 %	No ADR	1 kg
Buster	✓	✓	✓	-	1:0	3,13 %	ADR	1 kg
Buster A*	✓	✓	✓	-	1:0	-	ADR	1 kg
Buster W	✓	-	-	-	1:0	50,4 %	No ADR	1 l 20 l
Quick Treat+	-	✓	✓	✓	1:0	100 %	No ADR	1 kg

* Especially effective in dissolving limestone residues and restore full cell volume.



Plate & sleeve cleaning

Quick Treat & Plate/Parts Cleaners

Cleaning plates and sleeves manually can be difficult. It is important to use the right liquid and tools. The Flexo Wash manual cleaning liquids are safe to use, but after cleaning the plates or sleeves you should always rinse with e.g. water.

	Water-based inks	UV-based inks	Solvent-based inks	Alu-safe	Mix in water	VOC	Shipment	Quantity
Quick Treat	✓	✓	✓	✓	1:0	38,9 %	No ADR	1 kg
Plate/Parts Cleaner UV/S	-	✓	✓	-	1:0	97 %	No ADR	1 kg 20 kg
Plate/Parts Cleaner W	✓	-	-	-	1:5 1:10*	9,3 %	No ADR	1 kg 20 kg

*Should be mixed between 1:5 and 1:10 depending on how difficult the inks are to clean.



Parts cleaning

Plate/Parts Cleaners

Cleaning parts manually takes time, when you don't use the correct liquid and tools. The Flexo Wash liquids can be used for normal manual cleaning, where you apply the liquid to the parts and wipe off the ink, or it can be used for soaking the parts if the inks are difficult to remove.

	Water-based inks	UV-based inks	Solvent-based inks	Alu-safe	Mix in water	VOC	Shipment	Quantity
Plate/Parts Cleaner UV/S	-	✓	✓	-	1:0	97 %	No ADR	1 kg 20 kg
Plate/Parts Cleaner W	✓	-	-	-	1:5 1:10*	9,3 %	No ADR	1 kg 20 kg

*Should be mixed between 1:5 and 1:10 depending on how difficult the inks are to clean.



Cylinder cleaning

FW MCC Cleaner

Cleaning cylinders manually are challenging, because it is difficult to get into the fine cells. It is important to use the right liquid and tools. The Flexo Wash manual cleaning liquids are safe to use for the cylinders.

	Water-based inks	UV-based inks	Solvent-based inks	Alu-safe	Mix in water	VOC	Shipment	Quantity
FW MCC Solvent Cleaner	-	✓	✓	-	1:0	0 %	No ADR	20 kg



Press room cleaning

Press Room Cleaner


Not only the aniloxes, plates and parts have to be cleaned, but also your press room floor, your press, your tables, etc. need a thorough cleaning.

	Water-based inks	UV-based inks	Solvent-based inks	Alu-safe	Mix in water	VOC	Shipment	Quantity
Press Room Cleaner	✓	✓	✓	✓	1:1	0 %	No ADR	1 kg 20 kg



Tools for manual cleaning


To get the best possible cleaning result, when cleaning manually, you also need the right tools that are safe to use on your plates, aniloxes and parts.



Steel brush

For cleaning of aniloxes

Use the steel brush, if you have a heavy layer of ink to remove. The brush can be used after you have applied the manual liquid to the anilox.



Brass brush

For cleaning of cylinders


Use the brass brush, if you have a heavy layer of ink to remove. The brush can be used after you have applied the manual liquid to the cylinder.



Miracle sponge

For cleaning of aniloxes, cylinders, plates and parts

Use the sponge, when you apply the manual cleaning liquid.



Holder for aniloxes

For cleaning of aniloxes

By placing the aniloxes in a holder you avoid damaging the aniloxes, when you clean them manually.

Length: L500mm (longer on request).

Diameter shafts: Max 40mm


Diameter: 120mm

Number of aniloxes: 3



Tools for manual cleaning

Plate Cleaning



Cleaning pad

For cleaning of plates.

Use the pad when you apply the manual cleaning liquid. It ensures that the liquid enters the dots completely. Remember to clean very softly so no dots disappear, and remember to rinse with water afterwards.



PA brush

For cleaning of plates

Use the soft brush with slit filaments for manual cleaning of plates. The brush can be used after you have added manual cleaning liquid to the plate.



Instruction videos

Manual Cleaning

Anilox Cleaning



FW Quick Treat

Learn how to use FW Quick Treat for manual anilox cleaning.



Brushes

Learn how to use the brushes correctly for manual anilox cleaning.



FW Buster & Buster W

Learn how to use FW Buster & Buster W for manual anilox cleaning.

Plate Cleaning



FW Quick Treat with cleaning pads

Learn how to use FW Quick Treat for manual plate cleaning with cleaning pads.



CONTACT

Langs Skoven 38
DK-8541 Skoedstrup
Denmark
+45 8699 3631

www.flexowash.com

consumables@flexowash.com